

Descriptions

The Relay Board comes in two versions, one with transformer of 110V or 220V and one without. The board features an area to put your own label. The coils are very low power, requiring less than 30ma at 24VAC. The SPST relay is rated at 12A/125VAC, 6A/250VAC. Each relay has an status LED. The relay board is designed mainly for isolation between thermostat and a fan coil or air handler, 3 relays @ 12A/125VAC, 6A/250VAC, 2 @110V 1A. There is a 24V/18VA transformer on RB-F.

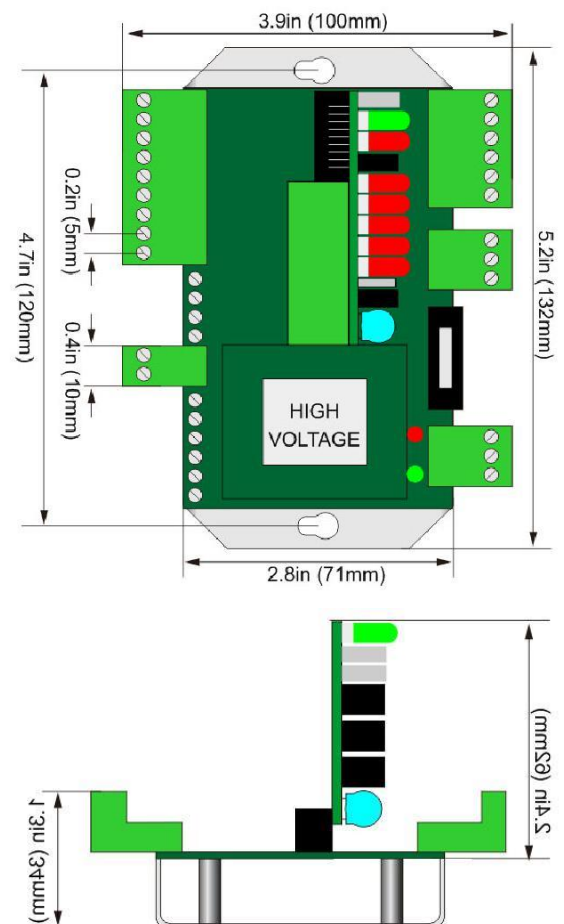
Features:

- Control Modes: 24VAC 30ma coil or dry contact.
- Panel mount base, removable face plate
- LED for each low voltage relay



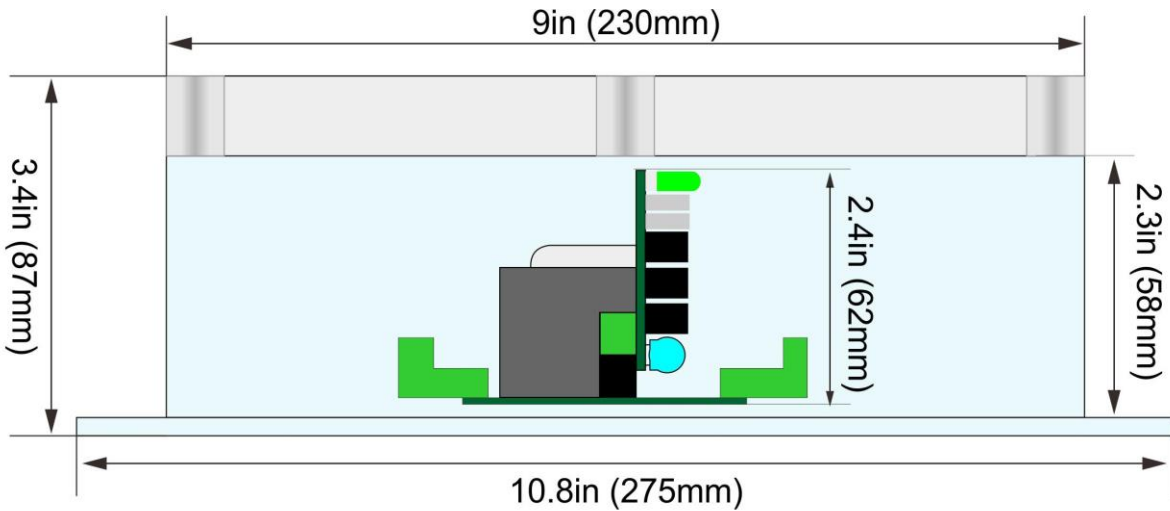
Specifications

CONTACT	
Initial Contact Resistance (By Voltage Drop 60VDC 1A)	<100mOhm
Contact Material	Silver Cadmium Oxide
Switching Capacity	12A/125VAC, 6A/250VAC, 6A/28VDC
Relay UL File	UL E169380
Operate Time(at nominal voltage)	< 10 ms
Release Time(at nominal voltage)	< 5 ms
Max Switching Power	1500VA/168W
Max Switching Voltage	250VAC/28VDC
COIL DATA	
Coil Voltage	24VAC
Coil Resistance	400ohm(+/-10%)
Coil Power Consumption	0.36W
Nominal Operating Power	less than 30 ma
CHARACTERISTICS	
Operating Temp. Range	-55 to 85°C
Operating Relative Humidity	0 to 93%
RB dimensions	132 x 100 x 62mm
RB-F dimensions	132 x 100 x 62mm
RB-F-PB dimensions	132 x 100 x 62mm



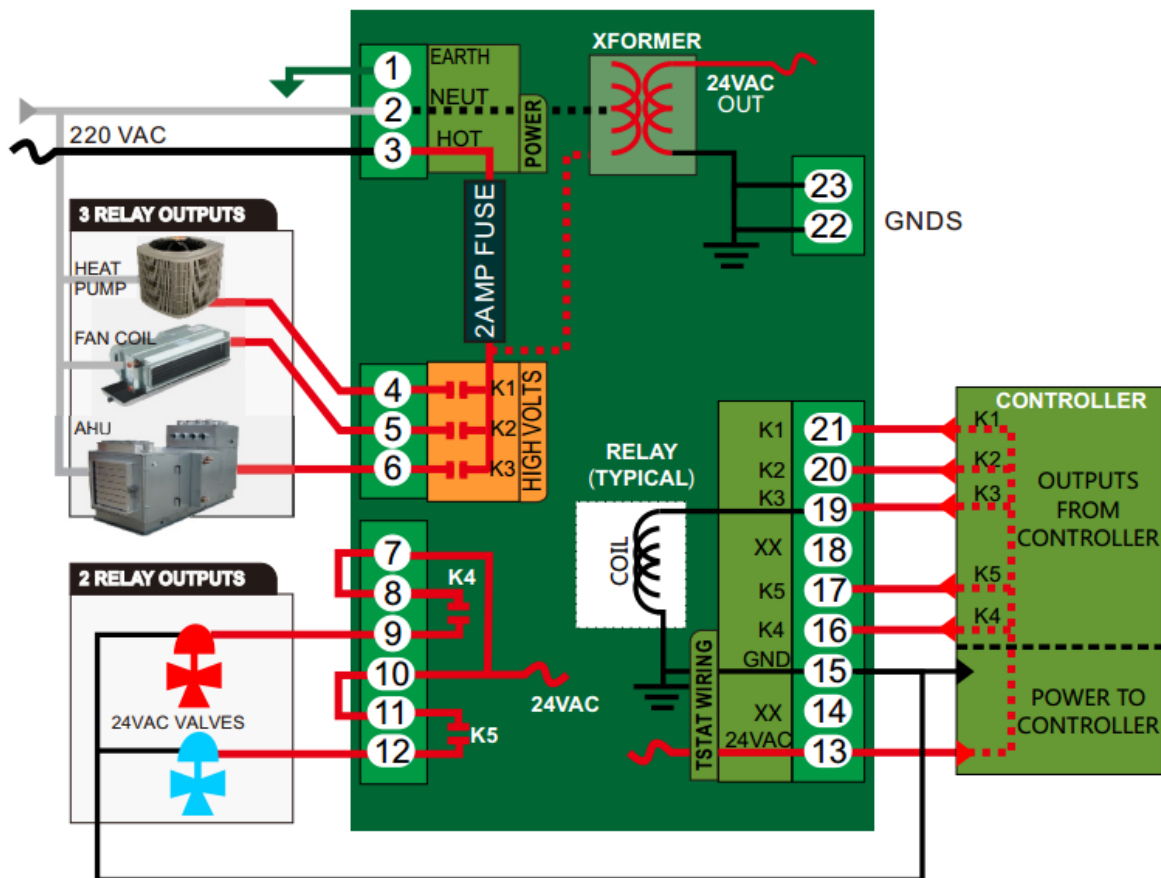
RB & RB-F

RB-F-PB



Wiring Diagram

Relay Board-24VAC
Typical Wiring Diagram



Part Number Scheme

